



## Vasantrao Naik Mahavidyalaya, Aurangabad

\*Guidelines for Students

Email \*

Valid email

This form is collecting emails. [Change settings](#)



A) Please confirm this is the first and only time you answer this survey \*

अ. कृपया यह पुष्टि करें कि इस सर्वेक्षण का उत्तर पहली और एक ही बार दे रहा है.

☐ YES

☐ NO

PRN \*

Short answer text

Mobile \*

Short answer text

Mobile \*

Short answer text

B) Age \*

Short answer text

C) College-Name

महाविद्यालय का नाम: \*

Short answer text

D) Gender \*

☐ Female

☐ Male

☐ Transgender

E) What degree program are you pursuing now?

आप किस डिग्री उपधि की पढाई कर रहे है \*

☐ Bachelor's

☐ Master's

☐ MPhil

☐ Doctorate

☐ Other

F) Semester \*

1. I

2. II

3. III

4. IV

5. V

6. VI

G) What subject area are you currently pursuing?

आप वर्तमान में किस विषय क्षेत्र से संबंधित हैं. \*

- ☐ Arts
- ☐ Commerce
- ☐ Science
- ☐ Professional
- ☐ Management Science

1. How much of the syllabus was covered in the class?

कक्षा में कितने पाठ्यक्रम कवर किया गया था. \*

- ☐ 4 – 85 to 100%
- ☐ 3 – 70 to 84%
- ☐ 2 – 55 to 69%
- ☐ 1 – 30 to 54%
- ☐ 0 – Below 30%

2. How well did the teachers prepare for the classes?  
किया है.

कक्षाओं के लिये शिक्षक ने कितनी अच्छी तरह से तैयार \*

- ☐ 4 – Thoroughly
- ☐ 3 – Satisfactorily
- ☐ 2 – Poorly
- ☐ 1 – Indifferently
- ☐ 0 – Won't teach at all

3. How well were the teachers able to communicate?

...

शिक्षक संवाद करने में कितने सक्षम है. \*

- ☐ 4 – Always effective
- ☐ 3 – Sometimes effective
- ☐ 2 – Just satisfactorily
- ☐ 1 – Generally ineffective
- ☐ 0 – Very poor communication

4. The teacher's approach to teaching can best be described as शिक्षण दृष्टिकोण से शिक्षकों को सबसे अच्छा बताया जा सकता है \*

☐ 4- Excellent

☐ 3 - Very good

☐ 2 - Good

☐ 1 - Fair

☐ 0- Poor

5. Fairness of the internal evaluation process by the teachers. शिक्षकों द्वारा आंतरिक मुल्यांकन प्रक्रिया की निष्पक्षता \*

☐ 4 - Always fair

☐ 3 - Usually fair

☐ 2 - Sometimes unfair

☐ 1 - Usually unfair

☐ 0- Unfair

6. Was your performance in assignments discussed with you? कार्य में आपने प्रदर्शन आपके साथ चर्चा की गई थी \*

- ☐ 4 – Every time
- ☐ 3 – Usually
- ☐ 2 – Occasionally/Sometimes
- ☐ 1 – Rarely
- ☐ 0– Never

7. Institution provides multiple opportunities to learn and grow (like Sports, AVISHKAR, competitive guidance, Social gathering, Yuva Mahotsav, elocutions, NSS, NCC, etc.) महाविद्यालय सीखने और बढ़ने के कई अवसर प्रदान करता है (जैसे खेल, आविष्कार, प्रतियोगी परीक्षा मार्गदर्शन, सामाजिक मेलजोल, युवा महोत्सव, भाषण, एनएसएस, एनसीसी, आदि)

- ☐ 4 – Regularly
- ☐ 3 – Often
- ☐ 2 – Sometimes
- ☐ 1 – Rarely
- ☐ 0– Never



8. The teaching and mentoring process in your institution facilitates you in cognitive, social and emotional growth  
आपके संस्थान में शिक्षण और सलाह प्रक्रिया आपको संज्ञानात्मक, सामाजिक और भावनात्मक विकास में सुविधा प्रदान करता है.

☐ 4 – Significantly

☐ 3 – Very well

☐ 2 – Moderately

☐ 1 – Marginally

☐ 0– Not at all

9. Institution has organized activities and programs for awareness on Covid-19 pandemic

महाविद्यालय ने कोविड-19 महामारी पर जागरूकता के लिए गतिविधियों और कार्यक्रमों का आयोजन किया है

☐ 4 – Strongly agree

☐ 3 - Agree

☐ 2 – Neutral

☐ 1 – Disagree

☐ 0– Strongly disagree

10. Teachers inform you about your expected competencies, course outcomes and programme outcomes.

शिक्षकों न आपको अपेक्षित दक्षताओं, पाठ्यक्रम के परिणामों और कार्यक्रम के परिणामों के बारे में सूचित किया है.

- ☐ 4 – Every time
- ☐ 3 – Usually
- ☐ 2– Occasionally/Sometimes
- ☐ 1 – Rarely
- ☐ 0– Never



11. Your mentor does a necessary follow-up with an assigned task to you.

आपके गुरु आपके लिए एक नियत कार्य के साथ एक आवश्यक अनुवर्ती कार्यवाही कराता है.

- ☐ 4 – Every time
- ☐ 3 – Usually
- ☐ 2– Occasionally/Sometimes
- ☐ 1 – Rarely
- ☐ 0 – I don't have a mentor

12. The institute take efforts for campus placement.

\*

महाविद्यालय कैपस प्लेसमेंट के लिए प्रयासरत है।

- ☐ 4 – Every time
- ☐ 3 – Usually
- ☐ 2– Occasionally/Sometimes
- ☐ 1 – Rarely
- ☐ 0 – Never

...

13. The teachers identify your strengths and encourage you with providing right level of challenges. शिक्षक आपकी

\*

ताकत की पहचान करते है और आपको चुनौतियों के सही स्तर प्रदान करने के साथ प्रोत्साहित करते हैं

- ☐ 4 – Fully
- ☐ 3 – Reasonably
- ☐ 2 – Partially
- ☐ 1 – Slightly
- ☐ 0– Unable to

14. Teachers are able to identify your weaknesses and help you to overcome them

आपके शिक्षक आपकी कमजोरियों की पहचान करने में समर्थ हैं और उनको दूर करने में सहायता करते हैं

- ☐ 4 – Every time
- ☐ 3 – Usually
- ☐ 2 – Occasionally/Sometimes
- ☐ 1 – Rarely
- ☐ 0 – Never

...

15. Learning Management System (LMS) and Digital teaching learning in Covid-19 pandemic was satisfactory

कोविड-19 महामारी में लर्निंग मैनेजमेंट सिस्टम (एलएमएस) और डिजिटल टीचिंग लर्निंग संतोषजनक रहा

- ☐ 4 – Strongly agree
- ☐ 3 – Agree
- ☐ 2 – Neutral
- ☐ 1 – Disagree
- ☐ 0 – Strongly disagree

16. The institute/ teachers use student centric methods, such as experiential learning, participative learning and problem solving methodologies for enhancing learning experiences. संस्थान / शिक्षक छात्र केंद्रित पद्धतियों का प्रयोग करते हैं जैसे कि अनुभवात्मक शिक्षा, सहभागी शिक्षा और सीखने के अनुभव को बढ़ाने के लिए समस्याएं सुलझाने के तरीके

☐ 4 – To a great extent

☐ 3 – Moderate

☐ 2 – Some what

☐ 1 – Very little

☐ 0 – Not at all

17. Teachers encourage you to participate in extracurricular activities. शिक्षक आपको अतिरिक्त गतिविधियों में भाग लेने के लिए प्रोत्साहित करते हैं

☐ 4 – Strongly agree

☐ 3 – Agree

☐ 2 – Neutral

☐ 1 – Disagree

☐ 0 – Strongly disagree

18. Efforts are made by the institute/ teachers to inculcate soft skills, life skills and employability skills to make you ready for the world of work. संस्थान / शिक्षकों द्वारा रोजगार की दुनिया के लिए तैयार करने के लिए व्यवहार कुशलता सॉफ्ट कौशल जीवन कौशल और रोजगार योग्यता कौशल का आकलन करने या समझाने का प्रयास हुआ है \*

☐ 4 – To a great extent

☐ 3 – Moderate

☐ 2 – Some what

☐ 1 – Very little

☐ 0 – Not at all

...

19. What percentage of teachers use ICT tools such as LCD projector, Multimedia, etc. while teaching. सीखने के समय \*  
कितने शिक्षकों का प्रतिशत एलसीडी प्रक्षेपक प्रोजेक्टर मल्टीमीडिया इत्यादी जैसे सुचना एवं संप्रेषण तकनीक आईसीटी का उपयोग करते हैं

☐ 4 – Above 90%

☐ 3 – 70 – 89%

☐ 2 – 50 – 69%

☐ 1 – 30 – 49%

☐ 0 – Below 29%

20. The overall quality of teaching-learning process in your institute is very good. आपके संस्थान में शिक्षा- शिक्षण प्रक्रिया की समग्र गुणवत्ता बहुत अच्छी है \*

- ☐ 4 – Strongly agree
- ☐ 3 – Agree
- ☐ 2 – Neutral
- ☐ 1 – Disagree
- ☐ 0 – Strongly disagree

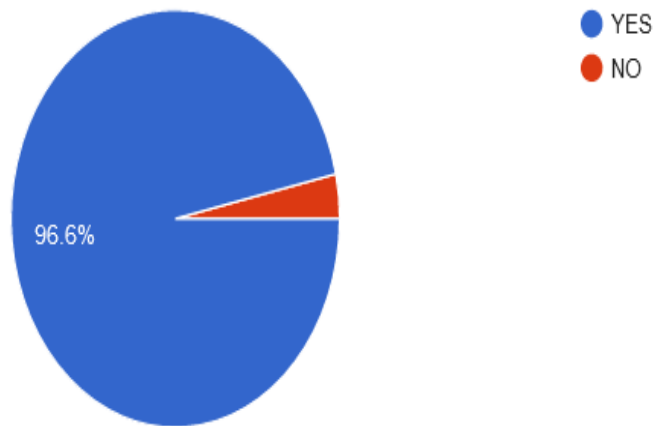
...

21. Give observation / suggestions to improve the overall teaching - learning experience in your institution. आपके संस्थान में समग्र शिक्षण - शिक्षा सीखने के अनुभव को बेहतर बनाने के लिये तीन विचार सुझाव दे \*

Long answer text

A) Please confirm this is the first and only time you answer this survey અ. કૃપયા યહ પુષ્ટિ કરે કિ  
ઇસ સર્વેક્ષણ કા ઉત્તર પહલી ઓર એક હી બાર દે રહા હૈ.

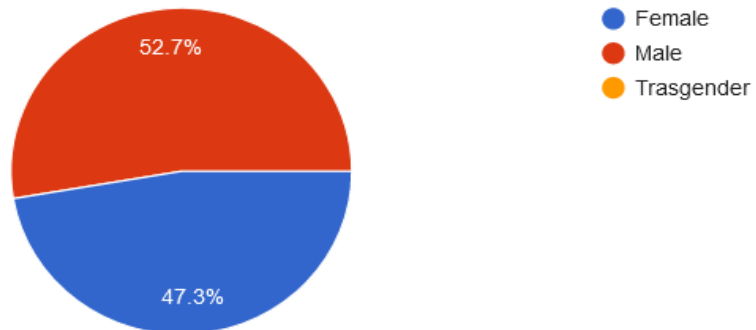
727 responses





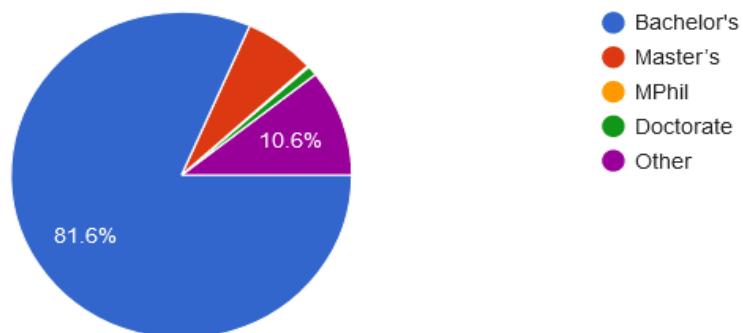
#### D) Gender

727 responses



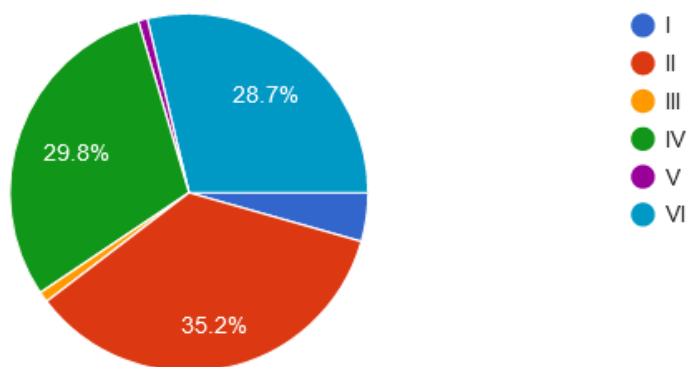
#### E) What degree program are you pursuing now? आप किस डिग्री उपधि की पढाई कर रहे है

727 responses



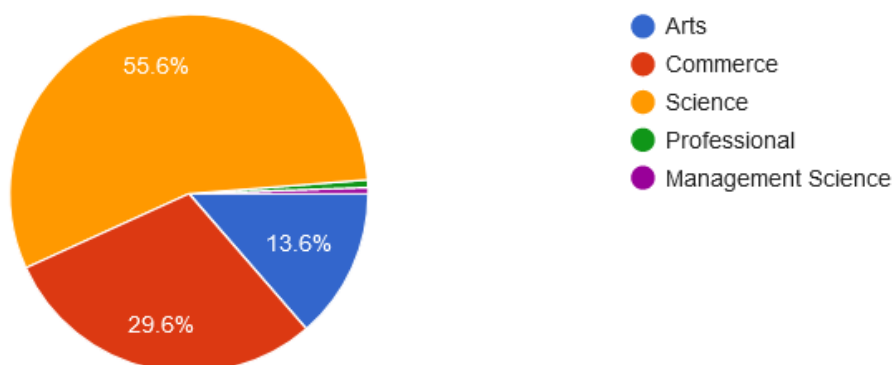
## F) Semester

727 responses



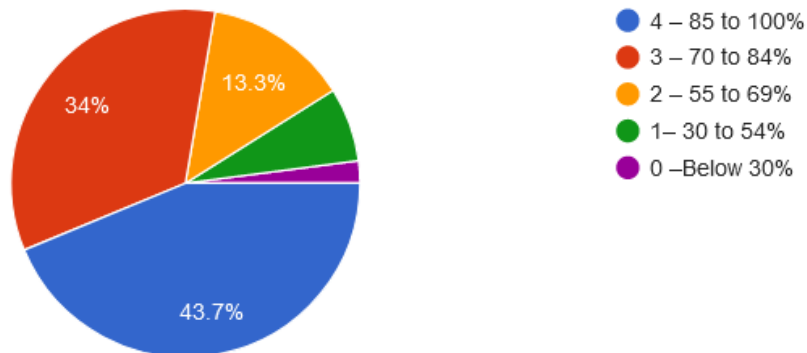
## G) What subject area are you currently pursuing? आप वर्तमान में किस विषय क्षेत्र से संबंधित है.

727 responses



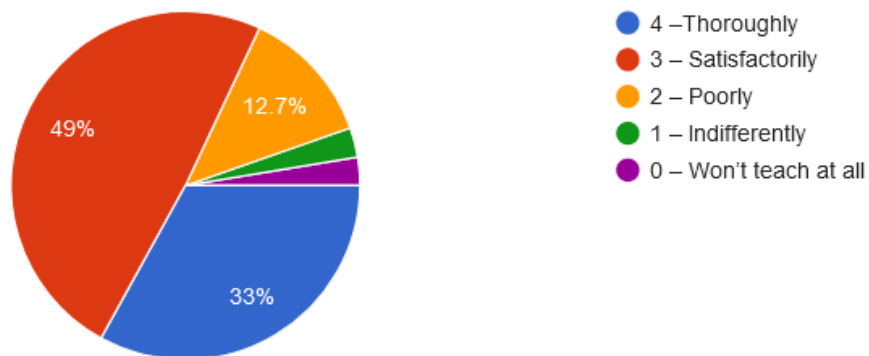
1. How much of the syllabus was covered in the class? कक्षा में कितने पाठ्यक्रम कवर किया गया था.

727 responses



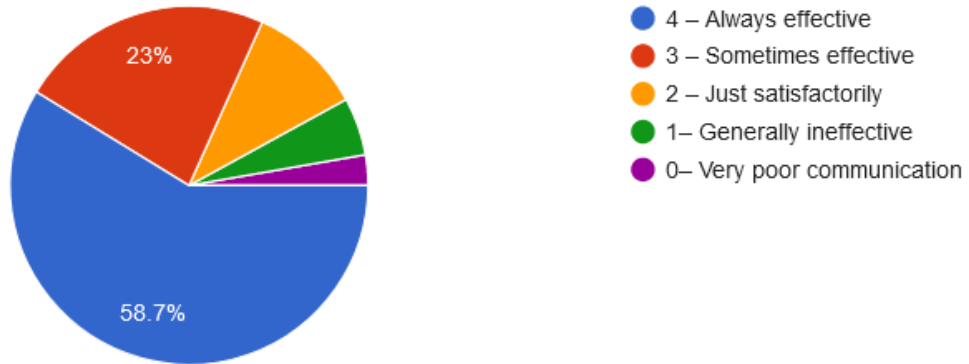
2. How well did the teachers prepare for the classes? कक्षाओं के लिये शिक्षक ने कितनी अच्छी तरह से तैयार किया है.

727 responses



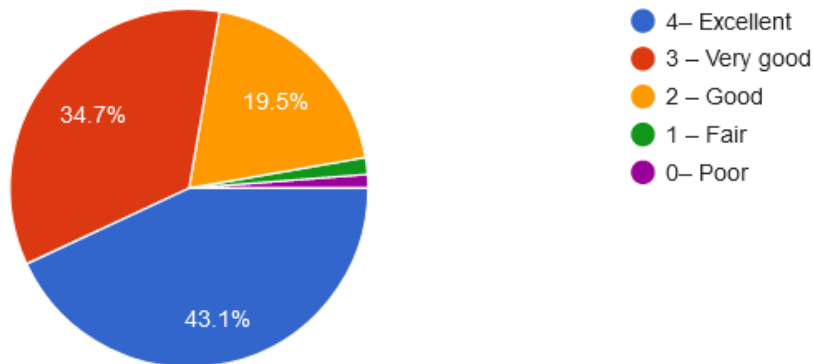
3. How well were the teachers able to communicate? शिक्षक संवाद करने में कितने सक्षम है.

727 responses



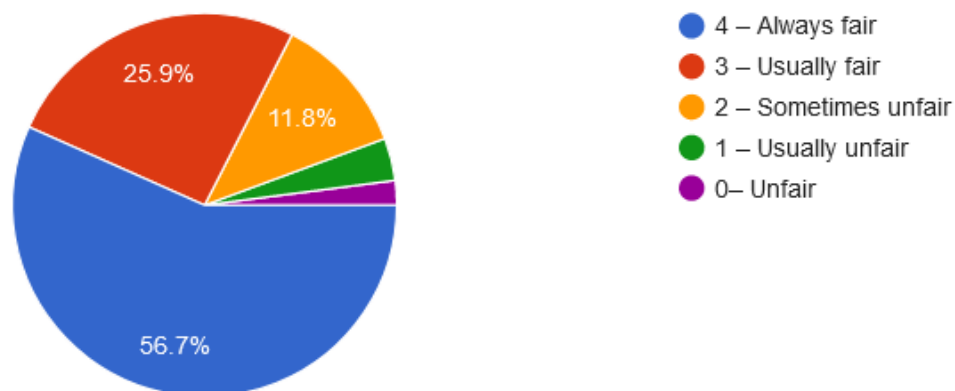
4. The teacher's approach to teaching can best be described as शिक्षण दृष्टिकोण से शिक्षकों को सबसे अच्छा बताया जा सकता है

727 responses



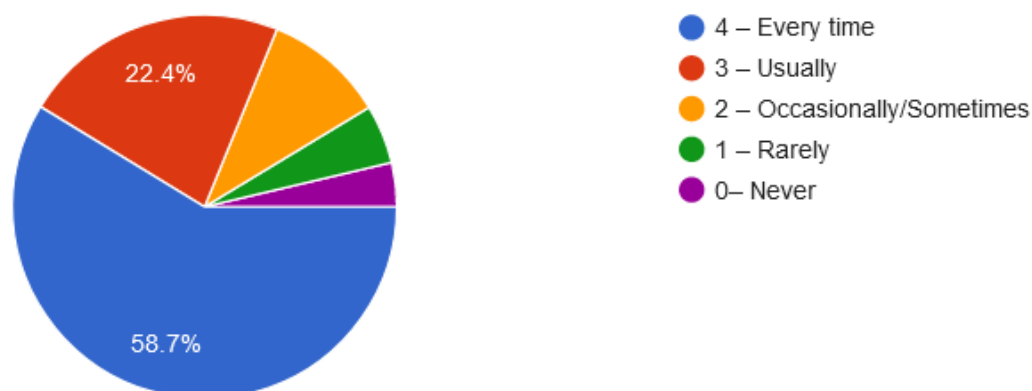
5. Fairness of the internal evaluation process by the teachers. शिक्षकों द्वारा आंतरिक मुल्यांकन प्रक्रिया की निष्पक्षता

727 responses



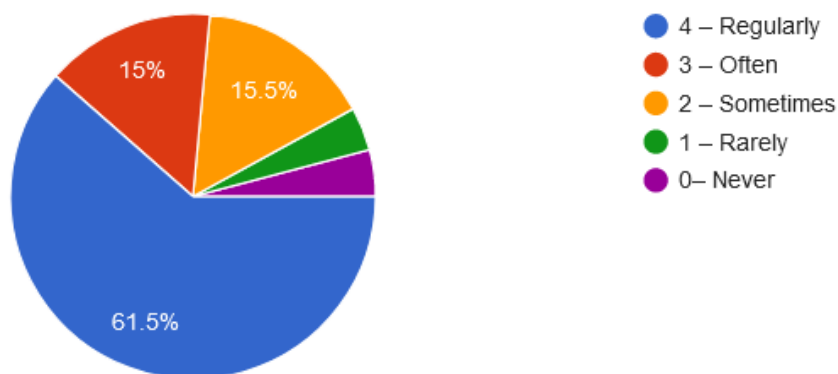
6. Was your performance in assignments discussed with you? कार्य में आपने प्रदर्शन आपके साथ चर्चा की गई थी

727 responses



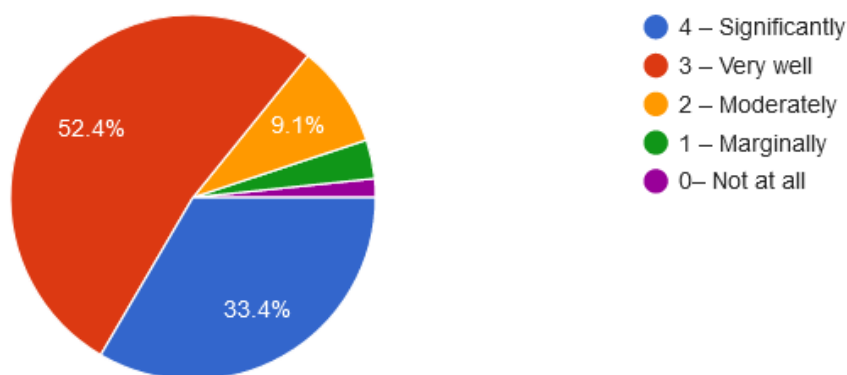
7. Institution provides multiple opportunities to learn and grow (like Sports, AVISHKAR, competitive guidance, Social gathering, Yuva Mahotsav, elocutions, NSS, NCC, etc.)  
 महाविद्यालय सीखने और बढ़ने के कई अवसर प्रदान करता है (जैसे खेल, आविष्कार, प्रतियोगी परीक्षा मार्गदर्शन, सामाजिक मेलजोल, युवा महोत्सव, भाषण, एनएसएस, एनसीसी, आदि)

727 responses



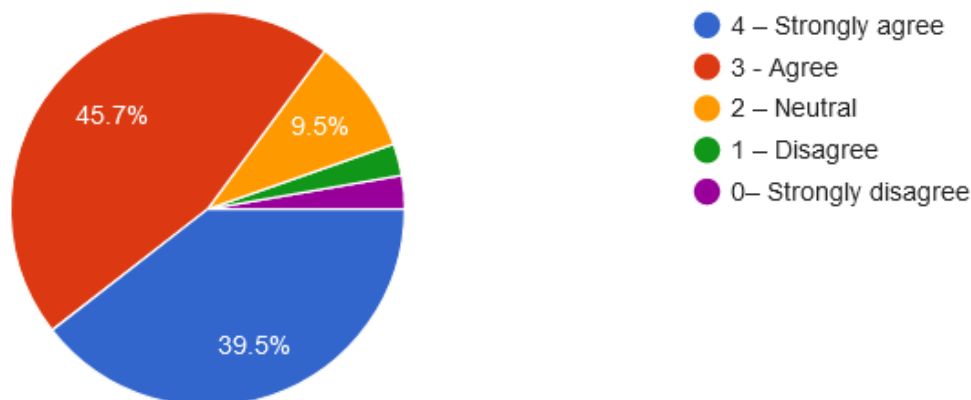
8. The teaching and mentoring process in your institution facilitates you in cognitive, social and emotional growth आपके संस्थान में शिक्षण और सलाह प्रक्रिया आपको संज्ञानात्मक, सामाजिक और भावनात्मक विकास में सुविधा प्रदान करता है।

727 responses



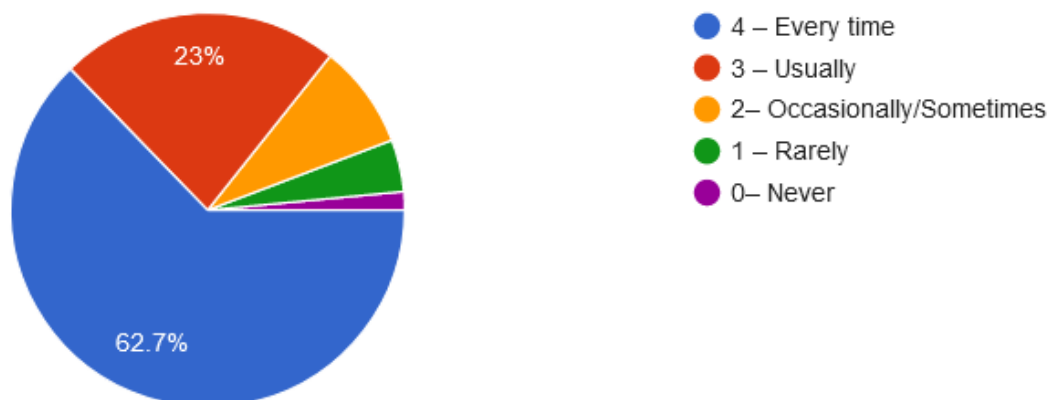
9. Institution has organized activities and programs for awareness on Covid-19 pandemic  
महाविद्यालय ने कोविड-19 महामारी पर जागरूकता के लिए गतिविधियों और कार्यक्रमों का आयोजन किया है

727 responses



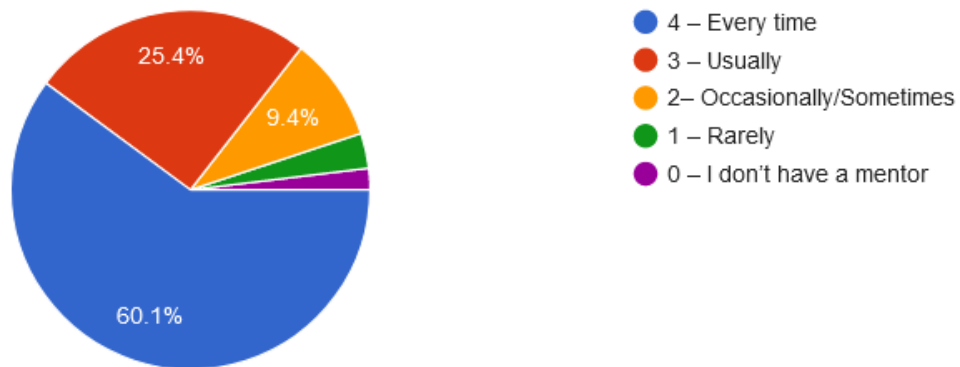
10. Teachers inform you about your expected competencies, course outcomes and programme outcomes. शिक्षकों न आपको अपेक्षित दक्षताओं, पाठ्यक्रम के परिणामों और कार्यक्रम के परिणामों के बारे में सूचित किया है.

727 responses



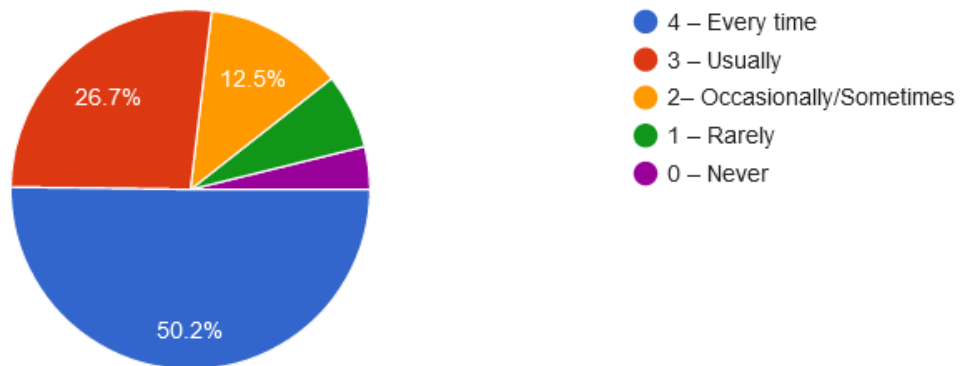
11. Your mentor does a necessary follow-up with an assigned task to you. आपके गुरु आपके लिए एक नियत कार्य के साथ एक आवश्यक अनुवर्ती कार्यवाही कराता है.

727 responses



12. The institute take efforts for campus placement. महाविद्यालय कैपस प्लेसमेंट के लिए प्रयासरत है।

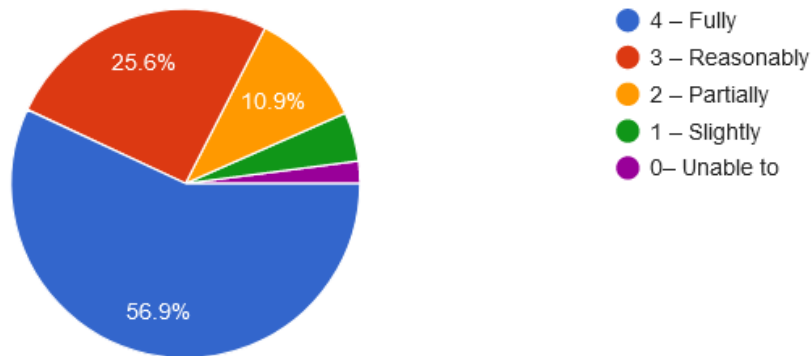
727 responses





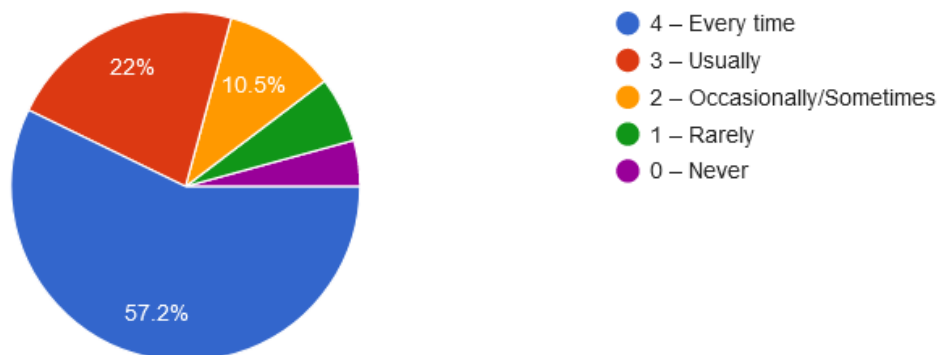
13. The teachers identify your strengths and encourage you with providing right level of challenges. शिक्षक आपकी ताकत की पहचान करते हैं और आपको चुनौतियों के सही स्तर प्रदान करने के साथ प्रोत्साहित करते हैं

727 responses



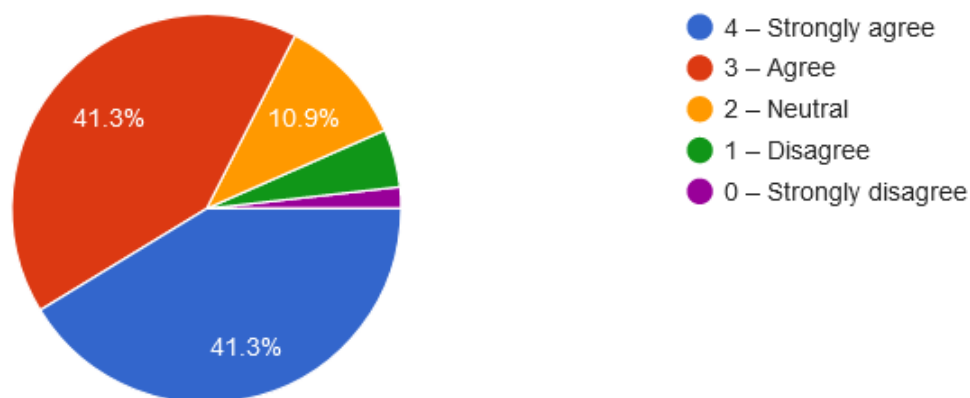
14. Teachers are able to identify your weaknesses and help you to overcome them आपके शिक्षक आपकी कमजोरियों की पहचान करने में समर्थ हैं और उनको दूर करने में सहायता करते हैं

727 responses



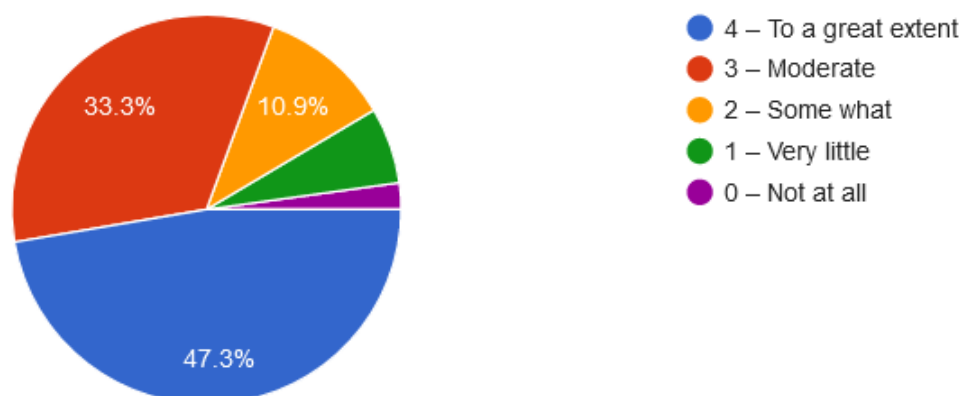
15. Learning Management System (LMS) and Digital teaching learning in Covid-19 pandemic was satisfactory कोविड-19 महामारी में लर्निंग मैनेजमेंट सिस्टम (एलएमएस) और डिजिटल टीचिंग लर्निंग संतोषजनक रहा

727 responses



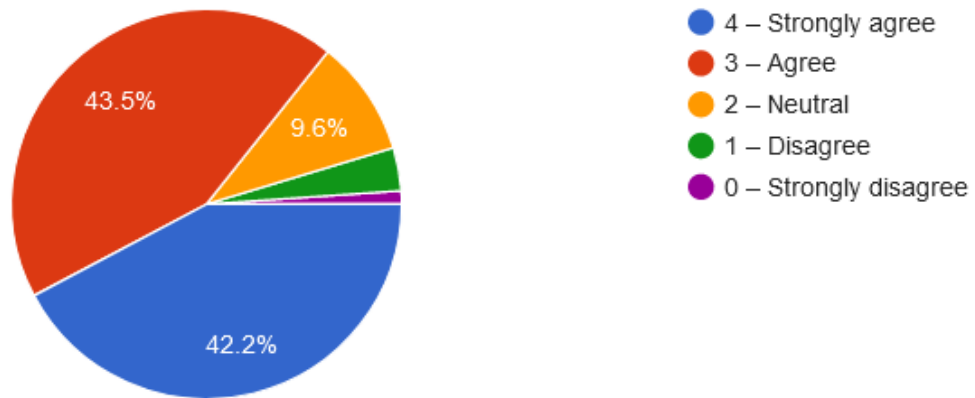
16. The institute/ teachers use student centric methods, such as experiential learning, participative learning and problem solving methodologies for enhancing learning experiences. संस्थान / शिक्षक छात्र केंद्रित पद्धतियों का प्रयोग करते हैं जैसे कि अनुभवात्मक शिक्षा, सहभागी शिक्षा और सीखने के अनुभव को बढ़ाने के लिए समस्याएं सुलझाने के तरीके

727 responses



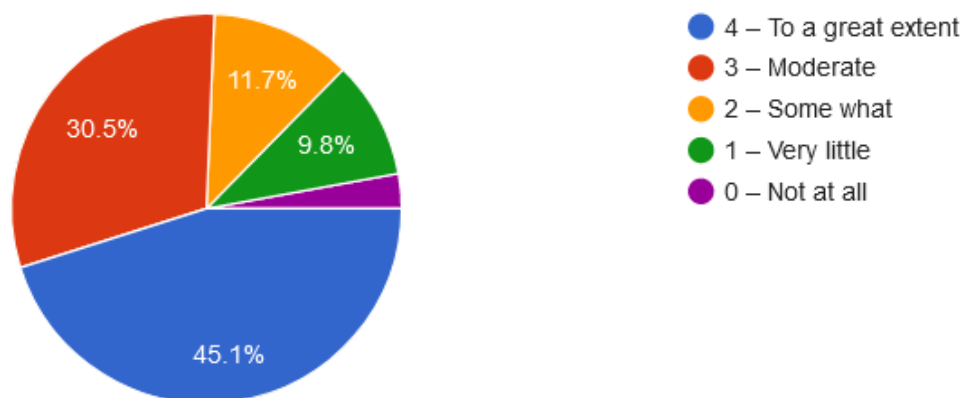
17. Teachers encourage you to participate in extracurricular activities. शिक्षक आपको अतिरिक्त गतिविधियों में भाग लेने के लिए प्रोत्साहित करते हैं

727 responses



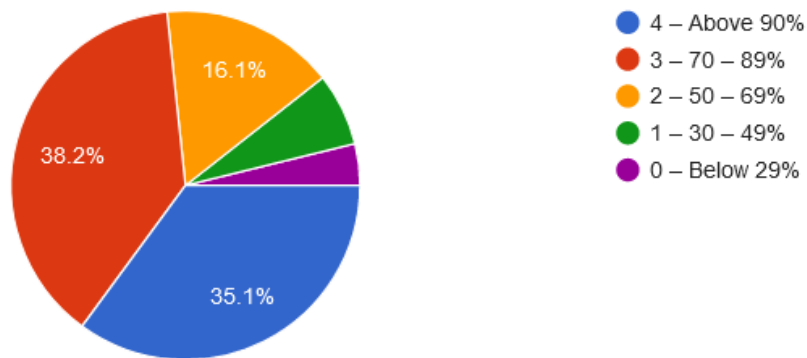
18. Efforts are made by the institute/ teachers to inculcate soft skills, life skills and employability skills to make you ready for the world of work. संस्थान / शिक्षकों द्वारा रोजगार की दुनिया के लिए तैयार करने के लिए व्यवहार कुशलता सॉफ्ट कौशल जीवन कौशल और रोजगार योग्यता कौशल का आकलन करने या समझाने का प्रयास हुआ है

727 responses



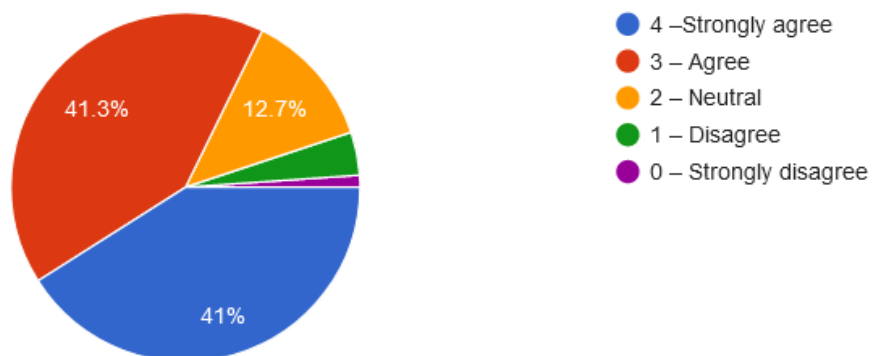
19. What percentage of teachers use ICT tools such as LCD projector, Multimedia, etc. while teaching. सीखने के समय कितने शिक्षको का प्रतिशत एलसीडी प्रक्षेपक प्रोजेक्टर मल्टीमीडिया इत्यादी जैसे सुचना एव संप्रेषण तकनीक आईसीटी का उपयोग करते है

727 responses



20. The overall quality of teaching-learning process in your institute is very good. आपके संस्थान में शिक्षा- शिक्षण प्रक्रिया की समग्र गुणवत्ता बहुत अच्छी है

727 responses



# **Analysis and Observation of Student Satisfaction Survey**

**2020-21**

## **Introduction**

### **Online Student Satisfaction Survey analysis**

1) Syllabus completed during the academic year was between 85 – 100% as reported by 43% students. While, 34% students mentioned 70-84% syllabus completion. 13.35% students responded that syllabus covered up to 55 to 69% .It shows that syllabus planning is done and observed meticulously.

2) The percentage of teacher's thorough preparation for the classes is found 33%. 49% is observed under satisfactory category. A little percentage of poor preparation, indifference is observed too. The report shows no percentage with the teachers who don't teach at all.

3) In regards with the communication ability of the teachers, 58.7% of effective communication ability was reported by students. 23% teachers are observed to have intermittent effective communication. There is considerable percentage of effectiveness at satisfaction level where as the analysis shows a little percentage of teachers who are generally ineffective or with poor communication abilities.

4) 43.1% students feel that the teacher's approach to teaching is excellent where as 34.7% teachers are reported to have very good approach towards teaching. The teachers with 19.5% come under good segment whereas a little percentage is shown with the teachers who are fair and poor in their teaching approach.

5) The Report shows that 56.7% teachers are always fair in the internal evaluation process, whereas 25.9% are usually fair. There are also a percentage of teachers who are fair sometimes in their internal evaluation process. There is no percentage of teachers who never shows fairness in their internal evaluation.

6) 58.7% students are of the opinion that the teachers always discussed with them about their performance in the assignment whereas 22.4 % students have reported that they discussed it usually. There is some percentage of students who had the discussions sessions sometimes. There are also a negligible percentage of the students who rarely or never discussed anything with their teachers about their performance in the assignments.

7) At a rate of 61.5% Students have mentioned that the institution always takes active interest in promoting internship and provide multiple opportunities to learn and grow, student's exchange

and field visit opportunities for the students.15% students have marked the activity taken often whereas 15.5 % students feel that it has been conducted sometimes.

8) Almost, 52.4% Students have reported that the teaching and mentoring process in their institution felicitate them in cognitive, social and emotional growth significantly.

33.4% students have marked it very well.9.1 % is shown under moderate section.

9) Around 39.5% students strongly agree that the institution provides multiple opportunities to teach and grow. The percentage who agrees with the opinion is 45.7% with higher portion. 9.5% students are observed to be neutral in their opinion. There is very little percentage who disagrees with this and little more who strongly disagrees.

10) About 62.7% Students are of the opinion that their teachers informed them about their expected competencies, course outcome and program outcome every time. The percentage of usually informed is 23%. There is some percentage that shows that they were informed occasionally, rarely or never.

11) A healthy mentor mentee connection was 60.1% as reported by students in the feedback. Students have given their feedback that their mentor always take follow-up of the task assigned to them. 25.4% students have reported that it was taken usually. The percentage of mentor mentee connection that occurs occasionally or sometimes taken is 9.4%.

12) 50.2% of students have addressed that the institute makes efforts for campus placement effectively. 27.75% of students accounted that institute makes efforts usually for campus placement while 12.5% students say mentoring occurs occasionally. Percentage of mentoring that occurs rarely and never is negligible.

13) The observation shows that 56.9% teachers fully identify the strength of the students and encourage them with right level of challenges.25.6% students feel that the teachers identify the same reasonably. The teachers with 10.9% come under partially category whereas there is some percentage of students who feel there is slight number of teachers who identify their strength and encourage them with providing right level of challenges. However there is little percentage with the teachers who are unable to do so.

14) 57.2% of the students are of the opinion that the teachers are always able to identify their weaknesses and help them to overcome it. 22% teachers usually do so. There is some percentage of teachers who identify their weakness sometimes. A little percentage of teachers is observed to identify their weaknesses or help is rarely or never.

15) 41.3% students strongly agree that the institution make efforts to engage the students in monitoring review and continuous quality improvement in the teaching learning process. 41.3% students agreed to it.10.9% students have preferred to remain neutral. Very few percentages of students disagree to it. There is no number of students under totally disagrees segment.

16) 47.3% students concluded that the institute/teachers use student centric methods for enhancing learning experiences to a great extent. 33.3% of students reported that student centric methods are used moderately. 10.9% students have chosen somewhat segment. The chart shows that there is some percentage of students who find it 'very little' or 'not at all'

17) 42.2% students strongly agree that the teachers encourage them participate in extracurricular activities. 43.5% agree to this opinion. 9.6% students are neutral about it. There are some percentages that disagree with it or strongly disagree with it.

18) 45.1% students feel that teachers and institute make efforts to inculcate soft skills, life skills and employability skills to a great extent. 30.5% students feel that the efforts are made moderately some students feel that the teachers and institute take somewhat efforts for it. There is a little percentage of students who observed that very little efforts are made or efforts are not made.

19) 35.1% students strongly agree that the above 90% teachers use ICT tools while teaching 38.2% shows the use of ICT 70-89%. 16.1% students opine that 50-69% teachers use ICT in teaching process. Some students have reported that the percentage of teachers use ICT is 30-49%. However, there is little percentage that shows the use of ICT below 29%.

20) 41% students strongly agree that the overall quality of teaching learning process in the institute is very good. 41.3% agree to it, 12.7% students are observed to be neutral about it. A little percentage of students disagrees or strongly disagrees to it.

### **Action Taken Report**

1. Online seven days Student Development Program was organized for students by Dept. of Public Administration
2. Online workshop Animation was organized by Computer Department
3. Teachers used ICT Tools/LMS like Google classroom and MOODLE, Google form for Teaching Learning & Evaluation process
4. Student Centric Program were conducted by departments of Public administration, Commerce, Social Sciences
5. Guest lectures and Poster Competition were also organized by departments.
6. For guidance on competitive exams, college has established a competitive exam guidance cell for Lectures and Guiding the students
7. Online placement drive for students was organized by Placement cell
8. Online sessions for yoga & health awareness for students were organized
9. Awareness programs for Covid-19 pandemic were also conducted by the Institution
10. Limited co-curricular/extra-curricular activities organized by the institute due to covid pandemic
11. For social responsibility, NSS & NCC organized covid helpline center, blood donation program, vaccination drive and other programs as per guidelines of district administration & university were conducted

- 12.To enhance & update teacher's knowledge, institute organized 3 days online workshop on use of ICT & LMS in Teaching Learning process
- 13.Teachers prepared their audio videos on practical syllabus to make better and easy understanding of the practical
- 14.Institution also established a helpline committee of faculty members for students regarding university's online examination
- 15.Through the mentor-mentee mechanism, teachers also communicated and guided on student's various issues